

INTERNATIONAL COUNCIL ON CLEAN TRANSPORTATION

## Status Report Concerning the Use of MMT in Gasoline

September 2004

**Katherine Blumberg and Michael P. Walsh**

**ICCT Review Team:**

Kenneth Colburn  
*Executive Director*  
*Northeast States for Coordinated Air Use Management, USA*

Dr. Axel Friedrich  
*Head of Division, Environment and Transport*  
*Federal Environment Agency, Germany*

Dr. Alan C. Lloyd  
*Chairman*  
*California Air Resources Board, USA*

Anumita Roychowdhury  
*Policy Research and Communications Coordinator*  
*Centre for Science and Environment, India*

**Disclaimer:**

This document does not necessarily represent the views of organizations or government agencies represented by ICCT reviewers or participants.

## Executive Summary and Overview

Methylcyclopentadienyl manganese tricarbonyl (MMT) is an octane enhancer that forms manganese particles when burned as a gasoline additive. These particles can be emitted to the atmosphere or deposited on engine and vehicle components, causing concern in either case. Manganese can be a potent neurotoxin when inhaled (ATSDR 2000), and automakers are concerned that deposited manganese can damage pollution control systems and increase emissions, perhaps preventing new cars from meeting the most advanced emissions standards. A growing body of scientific evidence has begun to expose the mechanisms of impact in humans and vehicle systems. Makers of MMT, however, continue to argue that the evidence is flawed and insufficient.

The Ethyl Corporation,<sup>1</sup> the principal producer of MMT, was founded in the 1920s to manufacture, market and sell tetraethyl lead as an octane-enhancing additive for gasoline. As lead was phased down in North America beginning in the 1970s, Ethyl began to market MMT as a lead replacement. Since that time, the impact of MMT on human health, the environment, vehicles, and vehicle emissions has been the subject of a great deal of research. Even so, there continues to be substantial controversy regarding MMT: automakers are widely opposed to its use; many public health advocates and regulatory agencies are concerned about the potential health impacts; and Ethyl continues to vigorously defend its product as safe and effective.

At the present time, approximately 90% of all gasoline sold in the world is lead-free, and efforts are underway to completely eliminate the use of leaded gasoline, perhaps as early as 2005. In the meantime, Ethyl is working to expand sales of MMT, its offering to the oil refining industry to replace the octane lost by eliminating lead.

Recent studies on the human health and vehicle and emissions impacts of MMT bring new information to the debate.

- A study published by the Health Effects Institute (HEI) explored the mechanisms for transporting manganese into and out of the brain. Yokel and Crossgrove (2004) report that the transport rate of manganese out of the brain is slower than the transport rate for manganese entering the brain, indicating that a mechanism exists by which manganese may accumulate in the brain with chronic exposure. Other studies have shown that fine particles containing manganese can be absorbed into the blood through the lungs and ferried directly into the central nervous system and brain (Dobson et al. 2004; Zayed et al. 1999). Manganese associated with fine particles also enters the brain directly via the nasal passages, which contain nerves that have been shown to transport manganese into the brain (Tjälve et al. 1996). The impact of low-level, chronic exposures is unclear, especially for sensitive

---

<sup>1</sup> The General Motors Chemical Company was founded in 1923 and became the Ethyl Gasoline Corporation in 1924. In 1942, the name was further simplified to the Ethyl Corporation (Ethyl 2004a). In 2004, "Ethyl Corporation transformed into NewMarket Corporation, the parent company of Afton Chemical Corporation and Ethyl Corporation," in order to "maximize the potential of its operating divisions --- petroleum additives and tetraethyl lead" (Afton 2004). Afton Chemical took over production and sales of MMT and Ethyl retained the tetraethyl lead product. To avoid confusion, the NewMarket Corporation, Afton Chemical Corporation, and Ethyl Corporation will be referred to collectively as Ethyl in this paper.

populations such as infants, pregnant women, the elderly, and people with liver disease or iron deficiencies (Zayed 2001; Mena et al. 1969). Potential adverse effects are expected to be subtle and difficult to detect (Zayed 2001), which could result in widespread damage before use is stopped.

- A coalition of the Alliance of Automobile Manufacturers (AAM) and two other automobile associations<sup>2</sup> recently completed a comprehensive MMT test program (AAM 2002a). And in 2004, Ford completed a post-mortem analysis of the Escorts used in the AAM study. In focused testing on Low Emission Vehicles (LEV), the AAM study found that MMT increased emissions of hydrocarbons (HC) over the entire 100,000 miles of testing, causing seven of the eight light-duty vehicles tested to exceed LEV certification standards. Nitrogen oxide (NO<sub>x</sub>) emissions were initially lower for MMT-fueled vehicles, but increased over time, as did emissions of carbon monoxide (CO), to become much higher than clear-fueled vehicles at 100,000 miles. MMT increased emissions of all three pollutants at the end of the study by an average of 31-37% and reduced fuel economy over the life of the program by 2% or 0.6 mpg (Benson and Dana 2002). The emissions impact of MMT was especially dramatic in Ford Escorts designed to meet LEV standards. In order to examine the mechanisms of impact, Ford swapped parts between the MMT- and clear-fueled Escorts used in the AAM study and published their findings in a 2004 Society of Automotive Engineers (SAE) technical paper (McCabe et al. 2004). Ford demonstrated that HC and CO emissions were mainly impacted by manganese deposits on the cylinder head and spark plugs and that higher NO<sub>x</sub> emissions were linked to manganese deposits on the catalyst, which was approximately 20% blocked after 100,000 miles. Complete exchange of clear-vehicle components with MMT-vehicle components increased emissions in the Ford Escorts by 118% for HC, 130% for CO, and 143% for NO<sub>x</sub> (McCabe et al. 2004).

These findings begin to illuminate the mechanisms by which manganese additives to gasoline could cause adverse health effects and damage to pollution control systems. Environment Canada is commencing a third-party review to consider new vehicle-related findings (Environment Canada 2003) and Health Canada is reviewing health-related research. At the same time, the EPA is awaiting the results of emission and health studies funded by the Ethyl Corporation and may require further studies to be done. In their 1994 MMT risk evaluation, EPA stated, "Although it is impossible to state whether a health risk would definitely exist at projected exposure levels, neither can the possibility of such a risk be ruled out... Given the information that is available at present and the uncertainties discussed here, a reasonable basis exists for concern regarding potential public health risks, especially for sensitive subpopulations, if MMT were to be widely used in unleaded gasoline" (EPA 1994). If MMT were widely used as a gasoline additive, it could take decades, as occurred with lead additives, before the full health consequences were understood and agreed upon.

---

<sup>2</sup> The coalition included the Alliance of Automobile Manufacturers (AAM), the Association of International Automobile Manufacturers, and the Canadian Vehicle Manufacturers Association. DaimlerChrysler, Ford Motor Company, General Motors Corporation, Honda, Toyota, and AFE Consulting Services were also direct members of the MMT Task Force that carried out the study (AAM 2002b). The study is referred to throughout this paper as the AAM study.

Considering the available information, the International Council on Clean Transportation (ICCT) is unable to conclude that the use of MMT will not result in direct adverse health impacts nor that emissions of CO, HC and NO<sub>x</sub> from catalyst equipped cars will not increase. Based upon the precautionary principle, the California Air Resources Board banned the use of MMT in unleaded gasoline in 1976. In 1996, the Administrator of the EPA stated, "the American public should not be used as a laboratory to test the safety of MMT" (Browner 1996). The ICCT believes this statement to be true for the citizens of every country. Consistent with the precautionary principle, the ICCT recommends that countries delay any use of MMT in gasoline at this time, pending the outcome of ongoing health-based studies and further review of the vehicle impacts.

### **MMT and Its Alternatives**

MMT is one of a number of commonly used octane enhancers. Octane ratings measure a gasoline's ability to resist pre-detonation and thus the engine's ability to resist knock. Higher-octane gasoline allows automakers to increase engine compression ratios, which translates into increased fuel efficiency and/or more power. Vehicles are designed and calibrated to use gasoline of a certain octane rating, and there is generally no benefit associated with use of fuel that has a higher octane than the vehicle needs (WWFC 2002; Kerr 2004).

Octane can be raised through refinery processes which increase alkylates or other high octane blending components, or through the use of additives, including alcohols such as ethanol, ethers such as methyl tertiary butyl ether (MTBE), and organometallic compounds such as tetraethyl lead and MMT. Negative health endpoints have been associated with many chemicals used as gasoline additives or high octane blending components, including manganese and lead (which are neurotoxins) and benzene, a known human carcinogen (ATSDR 1997, 1999, and 2000). MTBE has caused groundwater contamination problems in the U.S., due to its very low odor and taste threshold, tendency to migrate rapidly in groundwater, resistance to conventional water treatment processes, and potential risk to human health (Gullick and LeChevallier 2000).

The relative octane boost available from the addition of MMT is modest. The octane benefit from MMT drops off after an increase of 1 octane number, whereas tetraethyl lead could provide a boost of up to 4 octane numbers. While MMT is one of the lowest-cost octane enhancing additives (after lead), costs for additional refining or replacement with more benign alternatives are not excessive. In Canada, where MMT use has been very widespread, a study commissioned by the Canadian environment ministers determined that the cost to remove MMT from all gasoline in Canada would translate into an additional fuel cost of approximately 0.2 CA cents/liter or 0.6 US cents/gallon (Environment Canada 1996). This amounts to less than half a percent of the current retail price in the U.S. and is well within the typical market fluctuations for gasoline prices, which over the last two decades have fluctuated daily on the U.S. spot market by an average of 1 cent/gallon (EIA 2004).

### **MMT Use in the Developed World**

MMT is currently used only sparsely in the developed world. The major refiners in Canada have voluntarily stopped using MMT, out of concern for the impact of MMT on advanced vehicles

and pending the results of an upcoming review of the issue in Canada. As a result, as much as 95% of Canadian gasoline is now MMT-free (Inside Fuels 2004). MMT is not currently allowed in reformulated gasoline<sup>3</sup> (RFG) in the U.S. and is not used at all by any of the major oil companies in the United States. The State of California, which has driven the trend toward low emissions standards around the world, banned manganese additives in unleaded gasoline in 1976 (Lloyd 2004). New Zealand effectively banned use of MMT in 2002 by restricting manganese levels in gasoline to a maximum of 2.0 mg Mn/L (New Zealand 2002). MMT has not received approval for use in Germany, where the so-called Gasoline-Lead Law requires the producers to demonstrate there is no additional risk caused by a metal additive to gasoline (Friedrich 2004). Elsewhere in Europe, MMT is used in only a couple of the Eastern countries and perhaps by one small refiner in Belgium. MMT is not used in Japan, which was one of the first countries to completely ban lead (Menkes and Fawcett 1997; UNEP 1999).

In much of the developing world where lead use has been or is being phased out, Ethyl is leading a public relations and marketing campaign for MMT.<sup>4</sup> Ethyl promotes the fact that “MMT is allowed in unleaded petrol in Canada, China, Europe, Russia and the USA” (Ethyl 2004b). While this is technically true, it certainly does not tell the whole story. Indeed, MMT is only legal for use in the U.S. and Canada as the result of lawsuits filed by or on behalf of Ethyl to forestall restrictions or bans on MMT use in gasoline and as noted above none of the major oil companies is currently using the additive in either country. Both Canada and the U.S. are or will soon be reviewing new findings on the impacts of manganese or assessing the results of ongoing health and emissions research. The European Union is also planning a review of all metallic additives in 2005, and China is considering the issue as well.

MMT had been most widely used in Canada, where it was used in roughly 90% of gasoline after the phase-out of lead was completed (Environment Canada 2003). Beginning in 1978, a series of safety reviews found no evidence that MMT would constitute a public health hazard. In the most recent assessment, in 1994, Health Canada set a benchmark air level (below which no adverse health risks are expected) at 0.11 µg/m<sup>3</sup> for respirable manganese, more than twice the reference concentration set by EPA (NTREE 1999; EPA 1993). In 1996, in response to a petition by automakers claiming that MMT harmed pollution control equipment, Environment Canada announced its intention to restrict the use of MMT under a trade bill, Bill C-29 (the Manganese-based Fuel Additive Act). Ethyl responded by suing Canada for \$251 million under the North American Free Trade Act (NAFTA). In 1998, the ban was lifted and, in an out-of-court settlement with Environment Canada, Ethyl received \$13 million for “reasonable cost and profit” lost because of the bill’s implementation (NRTEE 1999).

---

<sup>3</sup> Reformulated gasoline (RFG) is gasoline blended with oxygenates to reduce ozone-forming and toxic pollutants, primarily from older vehicles. RFG is required by the Clean Air Act to be used in cities with the worst smog pollution. It is used in many of the major cities and most populous regions of the U.S., i.e., throughout most of the East Coast, the Chicago region and some other major Midwestern cities, Dallas and Houston in the South, and California in the West (EPA 2004a).

<sup>4</sup> Ethyl has engaged Hill & Knowlton to support its effort to “market MMT to the refining sector throughout Europe, the Middle East and Africa. This support entails an integrated public affairs and public relations effort aimed at creating understanding of MMT and its benefits across a broad range of government, commercial and related stakeholders” (Hill & Knowlton 2003).

Two separate reviews are being undertaken in Canada to consider the health and vehicle impacts of MMT and manganese. Health Canada plans to complete a review of the potential risk of manganese to human health by April 2005. At the same time, Environment Canada is convening an independent third-party review of recent research findings on the vehicle and emissions impacts of MMT (Environment Canada 2003). Concerned about liability issues, the largest refiners in Canada voluntarily stopped using MMT in their gasoline pending the outcome of this review process (Inside Fuels 2004). Imperial Oil has asked the Canadian government “to regulate [MMT’s] usage or ban it completely” in order to level the playing field between refiners, if MMT is found to increase vehicle emissions or damage vehicle components (Fischer 2004). Chevron of British Columbia also does not use MMT in its gasoline and advertises this fact to consumers with “happy car” ads.

The experience in the U.S. has been very different. In 1976, the California Air Resources Board (CARB) added a prohibition against the sale of unleaded gasoline with manganese additives to the California Code of Regulations. EPA also “approached cautiously” the use of MMT as a primary anti-knock replacement for lead (Moran 1975) and, in 1977, the U.S. Congress added to the Clean Air Act (CAA) an amendment prohibiting use of manganese additives in unleaded gasoline unless EPA granted a waiver. During the phase-down of lead in the U.S., MMT continued to be used in leaded fuel but was not allowed in unleaded fuel.

The EPA denied several requests from Ethyl for a waiver to allow use of MMT in unleaded gasoline, based upon research showing that MMT use could impact emissions and emissions control systems. After reviewing the most recent waiver request, EPA concluded in 1994 that Ethyl had demonstrated that MMT would not “cause or contribute” to a failure of the emissions control devices used at the time (EPA 1995). EPA denied the waiver request, however, based upon the remaining uncertainty regarding the health impacts of MMT. The Ethyl Corporation sued EPA and in 1995 was granted the right to market MMT for use in gasoline. The U.S. Court of Appeals found that, under the specific CAA clause for the waiver, EPA could only consider emission factors and not health effects (NRTEE 1999). The battle between Ethyl and EPA escalated further in March 1996 when Ethyl published full-page newspaper ads asserting MMT’s safety. Carol Browner, EPA Administrator at the time, issued a response stating, “the American public should not be used as a laboratory to test the safety of MMT” (Browner 1996).

While the U.S. federal government was forced in principle to allow MMT use in regular gasoline, the advocacy group Environmental Defense (then known as the Environmental Defense Fund) contacted all of the major oil companies in the U.S. urging them to avoid MMT use. In response, the major companies voluntarily disclosed that they were not using MMT and had no plans to do so (Halpert 1996). MMT use in the U.S. has increased slightly in the last few years and is now used by three small, independent refiners (Inside Fuels 2004). It continues to not be allowed in RFG sold anywhere in the U.S. and, twenty years after it was originally passed, the California ban on MMT was reviewed by CARB and upheld (CARB 1997, 1998).

Meanwhile research continues. EPA has required Ethyl to fund additional pharmacokinetics and emissions studies. When these results become available in 2004-2005, EPA is expected to evaluate the findings, along with other relevant information, and either refine its risk evaluation or ask for additional toxicity and health testing (Davis 2004; EPA 2003). The major automakers

are also still concerned about potential impacts of MMT on emissions, emissions control system durability, and customer satisfaction. Automakers published new findings from MMT research in 2002 and 2004 and are continuing research efforts. In the meantime, many automakers expressly instruct owners not to use fuels containing MMT (Herman & Associates 2003). Ford warns in the 2004 manual “Your engine was not designed to use fuel or fuel additives with metallic compounds, including manganese-based additives.... Repairs to correct the effects of using a fuel for which your vehicle was not designed may not be covered by your warranty” (Ford 2003). Honda’s owner link website contains a similar warning, “Do not use gasoline containing MMT... This additive contaminates your engine components and exhaust emission control system, and can lead to a significant increase in emissions and a loss in performance and fuel economy. Damage caused by the use of fuels containing MMT may not be covered under warranty” (Honda 2004).

In the decade since the U.S. and Canadian governments last officially reviewed its safety as a gasoline additive, there have been many new findings on the health and vehicle impacts of manganese (Mn). Throughout this time, as a result of the court order, MMT has been allowed in U.S. regular gasoline at a level equivalent to 8.3 mg Mn/L. It is allowed in Canadian gasoline up to 18 mg Mn/L (AAM 2002b). However, concerned about the vehicle impacts and the results of ongoing research and the Canadian third-party review, refiners in the U.S. and Canada are avoiding the use of MMT. Consistent with the precautionary principle, the International Council on Clean Transportation (ICCT) recommends all countries delay approval of MMT use in gasoline until current research and reviews of health and vehicle impacts are completed. The next sections will discuss the impacts of manganese and MMT on human health and vehicles.

## Health and Environmental Impacts

The Health Effects Institute (HEI) recently released a study reporting that the transport rate of manganese leaving the brain across the so-called blood-brain barrier is slower than the rate with which it enters the brain, indicating that a mechanism exists by which manganese may accumulate in the brain with chronic exposure (Yokel and Crossgrove 2004). This study describes how carrier-mediated transport into the brain of manganese compounds occurs rapidly, while removal of manganese from the brain only takes place via the slower process of diffusion. When ingested, manganese is an essential trace element and the liver regulates the dose, adjusting to the supply and allowing only the needed amount (an average of 3% of dietary intake) to be absorbed into the circulatory system. When inhaled, however, manganese enters the circulatory system without passing through the liver and can be delivered directly to the brain via the blood. Combustion of gasoline containing MMT is thought to produce fine particles containing manganese oxides, associated with phosphates and highly soluble sulfates (Zayed et al. 1999a). More soluble particles dissolve in the blood more readily, and are delivered to the brain more rapidly (Dobson et al. 2004). Manganese-containing particles can also enter the brain via the nasal passages, which contain nerves that can transport manganese directly into the brain without circulating in the blood first (Tjälve et al 1996).

Manganese neurotoxicity was described as early as 1837 (Couper 1837). Abundant evidence collected in occupational settings indicates that chronic exposure to inhaled manganese compounds can lead to a progressive neurologic syndrome known as *manganism*. Often

confused with Parkinson's disease, manganese's symptoms include impaired coordination and motor skills, nervousness and hyperirritability, and psychiatric disturbances including hallucinations (HEI 2004). Occupational exposures<sup>5</sup> to manganese particles in the air over 5 to 17 years have been associated with significant decreases in neurologic function (Roels et al. 1987, 1992; Mergler et al. 1994). As the symptoms progress, the chance of recovery diminishes. One stage in the disease, known as *manganese madness*, involves aggression, destructiveness, and compulsive and uncontrollable behavior (ATSDR 2000). In occupationally exposed workers and in people with liver disease manganese has been shown to accumulate in the brain, including those brain regions that are associated with motor skills (Hauser et al 1986; Lucchini et al 2000).

The EPA has set its reference concentration<sup>6</sup> (RfC) for manganese particles at 0.05  $\mu\text{g}/\text{m}^3$ , slightly higher than the minimal risk level for chronic inhalation set by the Agency for Toxic Substance and Disease Registry (ATSDR) of 0.04  $\mu\text{g}/\text{m}^3$ , and lower than the benchmark air level of 0.11  $\mu\text{g}/\text{m}^3$  set by Health Canada (EPA 1993; ATSDR 2000; NRTEE 1999). Subtle neurologic effects, such as poor hand-eye coordination and decreased performance on neurobehavioral tests, have been reported in workers exposed to manganese concentrations falling within the much higher occupational guidelines<sup>7</sup> (Roels et al. 1987, 1992; Lucchini et al. 1995, 1999). Researcher Roberto Lucchini has found, but not yet published, elevated rates of Parkinson's disturbances in communities downwind of a ferroalloy plant, where ambient concentrations of manganese are somewhat higher than reference concentrations (Kaiser 2003). There is some preliminary evidence suggesting that early signs of nervous system disorder and impaired motor skills may be connected with manganese in the ambient air, at concentrations of the same order as benchmark levels set by Canada (Mergler et al. 1999).

The impact of low-level, chronic exposure to manganese particles in the ambient air is still unclear. Exposures in ambient air would take place over the course of a lifetime, rather than during the 40-hour workweeks of one's working years. Sensitive populations, such as infants, pregnant women, the elderly, people with preexisting conditions such as liver disease and Parkinson's, and people who live or work near major vehicle emissions sources, may be at greater risk (Zayed 2001; EPA 1994). People with iron deficiencies have been shown to have elevated blood manganese levels (Mena et al. 1969), and may also be more vulnerable because manganese and iron ions use the same proteins to cross the blood-brain barrier (Kaiser 2003). Because an impoverished diet and lack of nourishment can cause iron deficiencies, this could be especially important if MMT is used in countries where malnourishment is a problem. Potential adverse effects are expected to be subtle and difficult to detect (Zayed 2001; EPA 1994), which could result in widespread damage before use of MMT is stopped.

EPA conducted an exposure assessment for particulate manganese, using the results of a probabilistic study conducted in Riverside, California in the fall of 1990, when MMT was being

---

<sup>5</sup> Reported occupational exposures ranged from 40-200  $\mu\text{g}/\text{m}^3$  (Roels et al. 1987, 1992; Mergler et al. 1994).

<sup>6</sup> The reference concentration (RfC) is an estimate of daily inhalation exposure over a lifetime that is likely to not pose an appreciable risk to the general population (HEI 2004).

<sup>7</sup> Occupational guidelines range from 300  $\mu\text{g}/\text{m}^3$  for the World Health Organization to 5,000  $\mu\text{g}/\text{m}^3$  for U.S. Occupational Safety and Health Administration (HEI 2004). Exposures fall within the same range as in note 5.



used in leaded gasoline.<sup>8</sup> Using these data and assuming that MMT was used in 100% of gasoline at a concentration of 8.3 mg Mn/L (the legal limit in the U.S.), EPA estimated that approximately 5-10% of the population could experience personal exposures of particulate manganese at 0.1  $\mu\text{g}/\text{m}^3$  or higher (Davis et al. 1999). Although this study was not extrapolated to the entire U.S., the results suggest that widespread use of MMT may have the potential to push ambient concentrations above the RfC in certain communities and to put a portion of the U.S. population at risk.

The Ethyl Corporation counters that personal exposure levels recorded in Toronto while MMT was widely used were “well below the EPA’s most stringent health guidelines” (Wilson 2004). In a study by Pellizzari et al. (1999) using personal samplers (rather than modeled results), the mean personal exposure to manganese in Toronto was 0.013  $\mu\text{g}/\text{m}^3$ , which is within EPA’s guidelines. Personal exposures at the 95<sup>th</sup> and 99<sup>th</sup> percentiles of the distribution were closer to the RfC, at 0.023  $\mu\text{g}/\text{m}^3$  and 0.047  $\mu\text{g}/\text{m}^3$  respectively. For the 99<sup>th</sup> percentile exposure, the standard error was relatively high, 0.019  $\mu\text{g}/\text{m}^3$ , meaning that exposures at the end of the distribution could be higher or lower than the RfC. These results were based upon 922 samples of PM<sub>2.5</sub>.<sup>9</sup> The mean exposure to manganese measured for PM<sub>10</sub> was much closer to the RfC, approximately 0.036  $\mu\text{g}/\text{m}^3$ , and the 90<sup>th</sup> percentile was higher, approximately 0.055  $\mu\text{g}/\text{m}^3$  (Pellizzari et al. 1999). Exact values were not given for PM<sub>10</sub> and there were fewer samples collected (n=114), leading to greater uncertainty associated with these estimated exposure levels. While the larger particles included in PM<sub>10</sub> are less well absorbed into the lungs, this additional contribution of manganese may still factor into exposures. The ongoing uncertainties in expected exposure levels continue to support EPA’s findings from the 1994 assessment that, “Because the expected exposure is not much higher or much lower than the RfC, a definitive conclusion about risk is impossible to reach” (EPA 2003).

Furthermore, there are several reasons why manganese exposures could be higher in other places. MMT has never reached maximum allowable levels in Canadian gasoline due to the diminishing benefit of additional MMT in terms of octane response: the average MMT concentration in Canadian gasoline ranged from 6.3 to 10.8 mg Mn/L, significantly below the 18 mg Mn/L limit (Environment Canada 2003). In other countries, however, much higher levels of MMT have been found. In Lithuania, a recent survey showed manganese levels of up to 55 mg/L in gasoline and, in China, some gasoline contains up to 30 mg Mn/L (Schindler 2004). Yet even if MMT was used at only 8.3 mg Mn/L (the U.S. limit), higher vehicle usage, greater population density, and more stable atmospheric conditions are all factors that may have the potential to increase exposures above the EPA RfC.

Many recent studies have found much higher concentrations in certain high exposure microenvironments. Average concentrations were 0.16-0.20  $\mu\text{g}/\text{m}^3$  for total manganese and

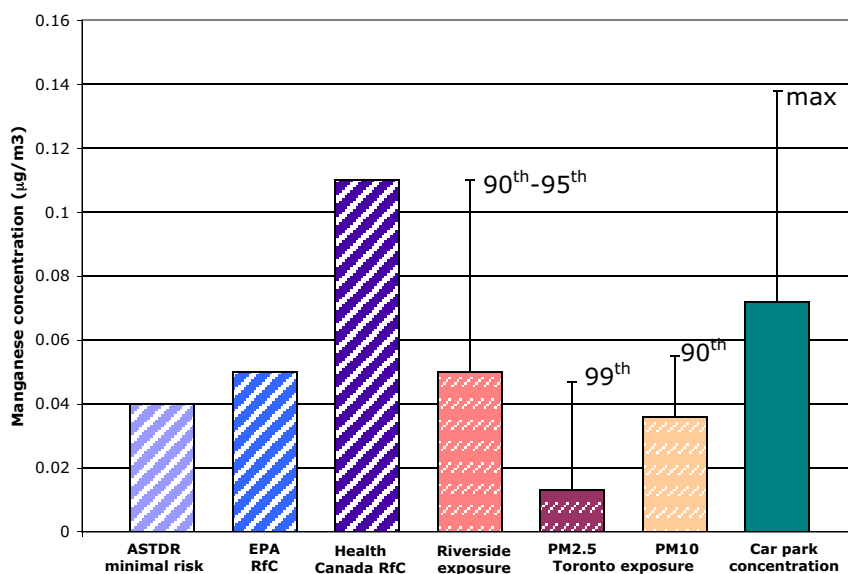
---

<sup>8</sup> MMT was banned by California for use in unleaded gasoline but was allowed in leaded gasoline, as use of tetraethyl lead was being phased down. The primary phase-down of tetraethyl lead additives was completed in 1986 but lead use in gasoline was not completely banned in the U.S. until 1996.

<sup>9</sup> PM<sub>2.5</sub> is fine particulate matter 2.5  $\mu\text{m}$  in diameter or less. PM<sub>10</sub> consists of particles 10  $\mu\text{m}$  in diameter or less and includes PM<sub>2.5</sub>. Both sets of particles are respirable but the smaller size-group of particles tends to be drawn more deeply into the lungs, and is more easily absorbed into the blood.

0.04-0.10  $\mu\text{g}/\text{m}^3$  for respirable manganese in two underground car parks in Burlington-Hamilton, Ontario (Thibault et al. 2002). Garage mechanics appear to be subject to even higher concentrations of manganese, with occupational exposures of 0.42  $\mu\text{g}/\text{m}^3$  and exposures averaged over working and non-working hours of 0.25  $\mu\text{g}/\text{m}^3$  (Zayed et al. 1999b). Manganese concentrations ranged from 0.02 to 0.06  $\mu\text{g}/\text{m}^3$  near roadways (higher concentrations correlated with higher traffic densities) and from 0.02 to 0.15  $\mu\text{g}/\text{m}^3$  at several Canadian gas stations (Zayed et al. 1999b; Thibault et al. 2002; Loranger and Zayed 1997).

Figure 1 compares exposure and concentration results with the benchmark levels and reference concentrations. For the Riverside exposure, the bar represents the 90-95<sup>th</sup> percentile exposure level (Davis et al. 1999). The error bar in this figure represents the 99<sup>th</sup> percentile for PM<sub>2.5</sub> exposure in Toronto and the 90<sup>th</sup> percentile for PM<sub>10</sub> exposure (Pellizzari et al. 1999). The car park concentration is for respirable manganese, and the high end represents the maximum measured value (Thibault et al. 2002).



**Figure 1.** Reference concentrations and measurements of exposure and atmospheric concentration for respirable manganese particles.

Sources: HEI 2004; Davis et al, 1999; Pellizzari et al. 1999; and Thibault et al. 2002

Ethyl argues that, “manganese in the environment due to the use of MMT does not appear to be a measurable source of personal exposures to manganese in Toronto” (Wilson 2004). In fact, studies suggest that the manganese contribution from MMT is holding ambient manganese concentrations steady, even while total particulate matter concentrations are declining (Bankovitch et al. 2003). Manganese concentrations in ambient air are significantly higher with increased traffic density (Loranger and Zayed 1997). Roadside plants and soils and urban animal tissues all appear to have elevated manganese levels due to traffic (Zayed 2001).


Another health concern is that MMT itself (as opposed to manganese alone) is considered to have high system toxicity, but there has never been an RfC set for MMT. Despite strong

evidence that MMT decomposes rapidly in sunlight, breaking down into a mixture of manganese oxides, recent research has found MMT in both air and water, raising questions about how completely MMT's environmental fate is understood (Zayed 2001). MMT was found in most samples of water and storm runoff collected along highways where MMT was in use (Yang and Chau 1999). MMT levels in ambient air increase with traffic density. Concentrations of MMT (expressed as Mn) in ambient air ranged from 0.0018 to 0.025  $\mu\text{g Mn/m}^3$ , with highest concentrations measured at gas stations, where there is greater potential from MMT to escape to the atmosphere through evaporation (Zayed et al. 1999c). In addition, in the absence of sunlight, MMT does not break down quickly. Concentrations in two underground car parks were an order of magnitude higher than ambient conditions, ranging from 0.014 to 0.128  $\mu\text{g Mn/m}^3$  (Thibault et al. 2002). Personal exposure to MMT, measured for 13 gas station attendants, varied between 0.0003 and 0.011  $\mu\text{g Mn/m}^3$ , with a mean of 0.004  $\mu\text{g Mn/m}^3$  (Zayed et al. 1999c). With no RfC by which to put these exposure levels into perspective with regard to health risk, it is impossible to assess the significance of these findings.

### **Vehicle and Emissions Impacts**

Recent research by automakers has found that, when used over the full life of the car, even low levels of MMT can cause increased emissions of conventional pollutants such as HC, CO, and  $\text{NO}_x$ . The emissions impacts have been most apparent for Low Emissions Vehicles (LEV), and there is a great deal of concern among automakers that MMT use will cause these vehicles to exceed emissions standards. Advanced catalysts required to meet stricter standards have higher cell densities that are expected to be more prone to manganese blocking (Schindler 2004). And as standards get more stringent, there is even less room for emissions deterioration.

Automakers have been concerned about the impact of MMT on vehicle emissions since MMT was first marketed as a primary antiknock additive. Since the late 1970s there have been more than 30 SAE technical papers published on MMT use in automobiles. Research and anecdotal evidence have described increased HC and particle emissions, spark plug fouling, catalyst plugging, and impairment of OBD systems with the use of MMT fuel. In Canada, MMT has been blamed for higher warranty costs (Ghitter and Kenny 1997) and there have been customer complaints of blocked and ineffective catalysts (Schindler 2004). In South Africa and China, use of MMT has led to emissions deterioration and spark plug fouling (Schindler 2004). Figure 2 shows a plugged catalytic converter in China, after 20,000 miles of use with MMT fuel.



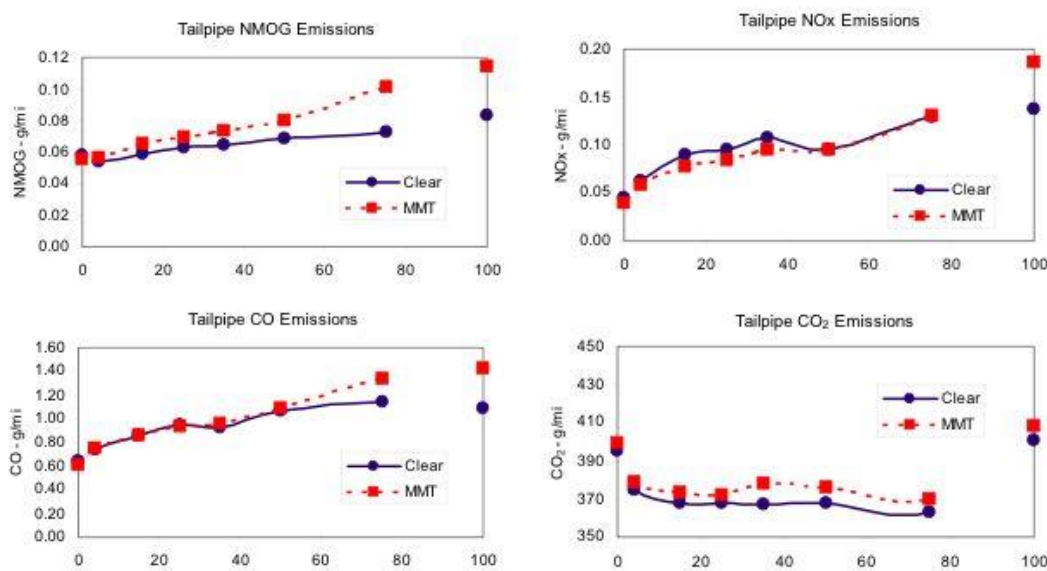
**Figure 2.** Red manganese deposits in China on a catalyst with cell density of 390/3 (catalyst channels/cells), after 20,000 miles of use. Higher cell densities (providing greater active surface area for more efficient conversion of pollutants) of 900/2 will be required to meet advanced emissions standards and appear to be even more prone to plugging.  
*Source: Schindler 2004.*

In 2002, a coalition including the Alliance of Automobile Manufacturers (AAM) and two other automobile associations completed the most comprehensive MMT test program conducted to date (AAM 2002a). In focused testing on LEVs, MMT was found to increase hydrocarbons (HC) over life of the study and to increase nitrogen oxide ( $\text{NO}_x$ ) and carbon monoxide (CO) emissions by the end of the study. MMT reduced fuel economy over the life of the program by 2% or 0.6 mpg and caused seven of the eight applicable light-duty vehicles to fail to comply with LEV certification standards (Benson and Dana 2002). After completion of the AAM study, Ford swapped parts between the four LEV Escorts that had been tested and found that MMT-vehicle components increased emissions of HC by 118%, CO by 130% and  $\text{NO}_x$  by 143% in Escorts (McCabe et al. 2004).

The AAM study was intended to help resolve the discrepancies between Ethyl and auto industry test programs and to answer the open questions regarding the impact of MMT on vehicles, emissions, and emissions control devices. In the six-year, \$8 million study, fifty-six vehicles (14 different models) were driven 75,000 to 100,000 miles. The original test program included ten vehicle models (a fleet of 40 vehicles), with only one model (the Honda Civic) designed to meet LEV standards. After that model experienced substantial emissions impacts from MMT, the coalition decided to test four more LEV models (an additional 16 vehicles) (AAM 2002).

For all five LEV models, MMT was found to increase emissions of hydrocarbons (HC) over the entire 100,000 miles of testing and, in the four light-duty models tested, seven of the eight MMT-fueled vehicles failed to comply with 50,000 or 100,000 mile LEV certification standards. Nitrogen oxides emissions were initially lower for MMT-fueled vehicles but increased over time,

as did CO emissions, to become much higher than clear-fueled vehicles at 100,000 miles. Figure 3 demonstrates that, for the fleet average of the four LEV models (the dotted line also includes Honda Civics, for which testing was terminated at 75,000 miles) emissions at 100,000 miles were higher by 37% for HC, 31% for CO, and 36% for NO<sub>x</sub>. MMT also reduced fuel economy and increased CO<sub>2</sub> emissions over the life of the program by 2% or 0.6 mpg (Benson and Dana 2002).




**Figure 3.** Fleet average tailpipe emissions for NMOG (Non-methane organic gases, also known as HC), CO, NO<sub>x</sub>, and CO<sub>2</sub>. Data points from 0 to 75,000 miles include all five LEV models. Results at 100,000 miles reflect four models. The horizontal axes are in thousands of miles. Differences are statistically significant after 15,000 miles for NMOG, 50,000 miles for CO, 75,000 miles for NO<sub>x</sub>, and 25,000 miles for CO<sub>2</sub>.  
*Source: Benson and Dana 2002*

In 2004, Ford published results from its parts-swapping study, demonstrating that MMT use more than doubled emissions of HC, CO, and NO<sub>x</sub> from the four Escorts that had been used in the AAM study. In study published in 1992, Ford found that 5-45% of the manganese used in fuel was emitted as airborne particles.<sup>10</sup> Another 8% ended up in the engine oil, and the rest was thought to be stored in the engine, catalyst, and exhaust system (Hammerle et al. 1992). The 2004 post-mortem analysis of the Escorts showed how this stored manganese impacted other pollutant emissions. By swapping MMT- and clear-vehicle parts, Ford demonstrated that HC and CO emissions were primarily impacted by manganese deposits on the cylinder head and spark plugs (see Figure 4). Higher NO<sub>x</sub> emissions were linked to manganese deposits on the catalyst, which was approximately 20% blocked after 100,000 miles (see Figure 5). As can be seen in Figure 6, complete exchange of clear-vehicle components with MMT-vehicle

<sup>10</sup> The addition of manganese increased PM emissions by an average of 20-50% after the first 20,000 miles. At 5,000 miles PM emissions increases associated with MMT were even greater—one to two orders of magnitude higher for MMT vehicles than for non-MMT vehicles (Hammerle et al. 1992).




components increased emissions of HC by 118%, CO by 130%, and NO<sub>x</sub> by 143% (McCabe et al. 2004).



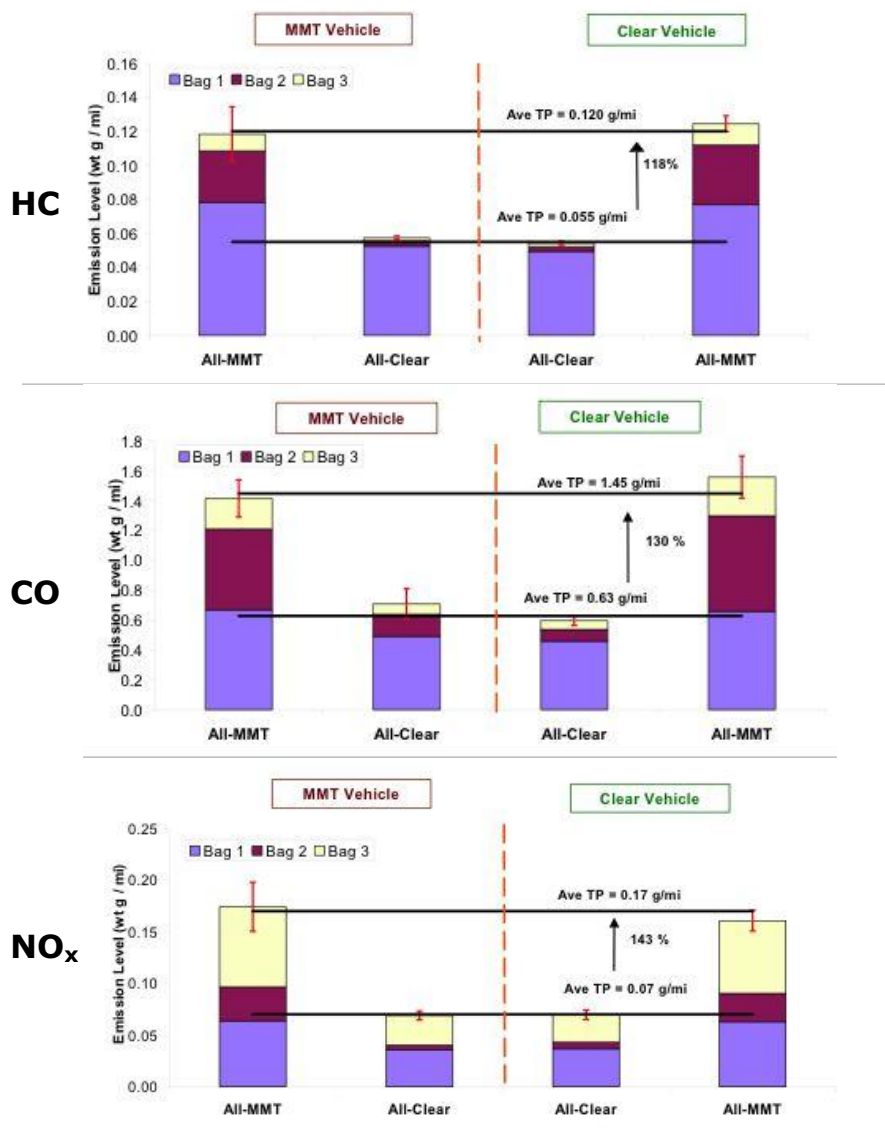
**Figure 4.** Spark plugs and cylinder heads (intake is black and exhaust is greenish or reddish) from one of the dissected Ford Escorts. After 100,000 miles of use, reddish manganese deposits can be seen on the MMT spark plug and exhaust valve of the cylinder head.

*Source: McCabe et al. 2004*



**Figure 5.** Digital photos of the clear-fuel and MMT catalyst at the end of the test program. The photo of the MMT-catalyst shows that 20% of the cells are blocked.

*Source: McCabe et al. 2004*



**Figure 6.** The left side of each vehicle reflects its emissions as received, the right side shows its emissions after complete swapping of parts. Bags 1, 2, and 3 represent different parts of the emissions test, and TP refers to tailpipe or final emissions.

Source: McCabe et al. 2004

Ethyl's own papers have reported that MMT has no impact on emissions or that it is beneficial to emissions control. In Ethyl's test program, however, MMT fuel is not always used in the MMT-vehicles tested. Ethyl has developed a protocol to test its own product that includes preconditioning on MMT-free fuel for nearly 10,000 miles (Roos et al. 2002a). Because the initial layers of deposits are important in forming subsequent layers of deposits, this could explain some of the discrepancy between Ethyl and automaker studies (Benson and Dana 2002). Use of MMT-fuel throughout the entire course of the testing is, however, much more representative of real-world conditions.

When a study has been published that links MMT use to potential health or vehicle impacts, Ethyl has often questioned the conclusions reached by the authors or criticized the study for not being rigorous or statistically sound. Around the same time as the publication of the AAM study, Ethyl published a paper which concluded, “A test with unequal octane fuels is not appropriate to evaluate the effects of the fuel additive on vehicle emissions” (Roos et al. 2002a). After the AAM study was published, Ethyl found fault with the fact that the MMT-fuel used in that study was identical to the non-MMT-fuel, except for the addition of MMT. Even though it might be considered an advantage to have a higher-octane fuel (because higher-octane fuels are often marketed as increasing fuel economy and reducing emissions), in this case Ethyl found it to be a problem.

Ethyl published a full critical review some months after the publication of the AAM study. In this article, the authors contend that MMT vehicles did actually meet all applicable standards because separate, less stringent “in-use” standards were still in place for the 1999 model year vehicles used in the study (Roos et al. 2002b). The standards exceeded were the LEV certification levels, which would not count as in-use standards until the 2000 model year. Seven of the eight MMT-fueled vehicles (and only one of the eight clear-fueled vehicles) exceeded the LEV standards. Ethyl also accuses the automakers of “selective and incomplete use of the data set [and] test design bias” (Roos et al. 2002b). This claim appears to refer to the fact that the second part of the AAM study focused on LEV vehicles, following the particularly poor response of the one LEV model included in the first part of the study. The focus by automakers on the vehicles designed to meet the most stringent standards – where there is the least margin for error – was selective and purposeful, which makes sense in the face of continually tightening vehicle emissions standards. Ethyl also contends that the automakers used a drive cycle that is too rigorous, although clear-fuel vehicles generally performed well. Ethyl claims that the differences in emissions are small and that all equipment performed as expected. The post-mortem analysis by Ford may lay some of these claims to rest.

### **The Need for Precaution**

The new research from Ford and AAM provides compelling evidence that use of MMT over the life of the cleanest vehicles will result in an increase in pollutant emissions, reduced fuel economy, and greater stress on vehicle components and pollution control systems. New research from HEI demonstrates that chronic, low-level, ambient exposures could result in manganese accumulation in the brain. Taken together with what is already known about manganese neurotoxicity, this research offers a persuasive reminder of the potential for widespread harm. It does not make sense to experiment with the introduction of a potential human neurotoxin to the gasoline supply until and unless such concerns are definitively laid to rest.

These new studies highlight the potential human health and vehicle impacts associated with MMT use. With each of these impacts comes an economic cost. For example, the health costs due to elevated blood lead levels that were a consequence of adding tetraethyl lead to gasoline amounted to approximately \$172 billion annually (see Appendix A). This does not include costs of health impacts associated with conventional pollutants, which were the initial target in the introduction of unleaded gasoline. The health impacts, and costs, associated with use of MMT as a gasoline additive would also include both direct manganese emissions and increased emissions



of HC, CO, NO<sub>x</sub>, and PM. These conventional pollutants are associated with health impacts such as premature mortality, asthma, and cardiopulmonary diseases. Additional vehicle-related costs include reduced fuel economy and increased warranty and/or replacement costs of fouled spark plugs, plugged catalysts, poisoned sensors, and other vehicle components affected by MMT use.

Furthermore, the actual costs of not using MMT are quite low. The Environment Ministry of Canada determined that the additional cost to consumers of not using MMT would be roughly 0.2 CA cents/liter or 0.6 US cents/gallon (Environment Canada 1996). If the fuel economy findings in the AAM study prove to be robust, consumers would actually save at least twice that amount by not using MMT. Against a fuel economy penalty of 2%, the savings associated with not using MMT would be approximately 1 to 3 US cents/gallon (0.3 – 0.8 US cents/liter). The availability of reasonable, cost-effective alternatives suggests that nations should exercise caution regarding the public health and economic risks which may be posed by MMT use.

For as long as it cannot be said with a high degree of confidence that adverse impacts will not occur, the ICCT recommends that countries apply the precautionary principle and avoid use of MMT in gasoline. The evidence against MMT is already strong and more studies are underway. Irrefutable proof of the harm that could result from widespread use, however, might not be shown until many years after the harm has occurred. No country should be “used as a laboratory to test the safety of MMT” (Browner 1996). Based upon the increasing evidence linking manganese with potential adverse health effects and damage to critical pollution control systems, the ICCT recommends that MMT not be allowed for use in gasoline at this time.

## References

- Alliance of Automobile Manufacturers (AAM). 2002a. Backgrounder: New auto industry study on “the impact of MMT on vehicle emissions and durability.”
- AAM. 2002b. The impact of MMT on vehicle emissions and durability – Part 1. MMT Program Part 1 Report – July 29, 2002.
- Afton. 2004. Our history. Afton Chemical website:  
[www.aftonchemical.com/About+Us/Our+History.htm](http://www.aftonchemical.com/About+Us/Our+History.htm). Accessed on August 6, 2004.
- Agency for Toxic Substances and Disease Registry (ATSDR). 1997. Toxicological Profile for benzene. Atlanta, GA: U.S. Department of Health and Human Services, Public Health Service.
- ATSDR. 1999. Toxicological Profile for lead. Atlanta, GA: U.S. Department of Health and Human Services, Public Health Service.
- ATSDR. 2000. Toxicological Profile for manganese. Atlanta, GA: U.S. Department of Health and Human Services, Public Health Service.
- Bankovitch, V. et al. 2003. Total suspended particulate manganese in ambient air in Montreal 1981-2000. *The Science of the Total Environment* 308:185-193.
- Bellinger, D. C. 2004. Lead. *Pediatrics* 113:1016–1022.
- Benson, J. D., and G. Dana. 2002. The impact of MMT gasoline additive on exhaust emissions and fuel economy of Low Emissions Vehicles (LEV). *SAE Technical Paper Series* 2002-01-2894.
- Browner, C. M. 1996. Statement by the EPA Administrator Carol M. Browner regarding Advertisement by the Ethyl Corporation. EPA, Office of the Administrator. March 7, 1996.
- California Air Resources Board (CARB). 1997. Air Resources Board Workshop on Gasoline Regulations, Agenda. December 11.
- CARB. 1998. Amendments to the California Reformulated Gasoline Regulations: Effective September 21, 1998. Sacramento, CA.
- Chiodo, L. M., S. W. Jacobson, and J. L. Jacobson. Neurodevelopmental effects of postnatal lead exposure at very low levels. *Neurotoxicology and Teratology* 26:359–371.
- CDC. 1991. Preventing lead poisoning in young children. U.S. Department of Health and Human Services, Public Health Service, Centers for Disease Control.
- Couper, J. 1837. On effects of black oxide of manganese when inhaled into the lungs. *Br Ann Med Pharmacy, Vital Stat Gen Sci* 1:41-42. Cited in HEI 2004.
- Davis, J. M., A. M. Jarabek, D. T. Mage, and J. A. Graham. 1999. Inhalation health risk assessment of MMT. *Environmental Research Section A* 80:103–104.
- Davis, J. M. 2004. EPA Alternative Tier 2 studies for MMT. Presentation to the health Effects Institute Annual Conference. May 2–4.
- Dobson, A. W., K. M. Erikson, and M. Aschner. 2004. Manganese neurotoxicity. *Annals of the New York Academy of Sciences* 1012: 115–128.
- Energy Information Administration (EIA). 2004. Conventional motor gasoline spot prices. U.S. Department of Energy.
- Environment Canada. 1996. Speech by the Environment Minister in support of Bill C-29, the Manganese-Based Fuel Additive Act. September 25, 1996.

- Environment Canada. 2003. Environment Canada's proposed framework for an independent third-party review of new information on the effects of MMT on vehicle emissions. Environment Canada website: [www.ec.gc.ca/transport/MMT2003/draftProposal\\_e.htm](http://www.ec.gc.ca/transport/MMT2003/draftProposal_e.htm). Accessed on August 6, 2004.
- EPA. 1993. Manganese (CASRN 7439-96-5). Reference concentration for chronic inhalation exposure (RfC). Integrated Risk Information System (IRIS). U.S. Environmental Protection Agency, Office of Research and Development, National Center for Environmental Assessment.
- EPA. 1994. Reevaluation of inhalation health risks associated with methylcyclopentadienyl manganese tricarbonyl (MMT) in gasoline. U.S. Environmental Protection Agency, Office of Research and Development 600/R-94/062.
- EPA. 1995. Fuels and fuel additives; Grant of waiver application. Federal Register 60, no. 136 (July 17):36414.
- EPA. 2003. Comments on the gasoline additive MMT (methylcyclopentadienyl manganese tricarbonyl). U.S. Environmental Protection Agency, Office of Transportation and Air Quality website: [www.epa.gov/otaq/regs/fuels/additive/mmt\\_cmts.htm](http://www.epa.gov/otaq/regs/fuels/additive/mmt_cmts.htm). Accessed on August 6, 2004.
- EPA. 2004a. Reformulated gasoline. U.S. Environmental Protection Agency, Office of Transportation and Air Quality website: [www.epa.gov/otaq/rfg.htm](http://www.epa.gov/otaq/rfg.htm). Accessed on August 11, 2004.
- EPA. 2004b. Lead and compounds (inorganic) (CASRN 7439-92-1). Chronic Health Hazard Assessments for Noncarcinogenic Effects. Integrated Risk Information System (IRIS). U.S. Environmental Protection Agency, Office of Research and Development, National Center for Environmental Assessment.
- Ethyl. 2002. 2002 Annual Report on Form 10-K. Ethyl Corporation.
- Ethyl. 2004a. Our history. Ethyl Corporation website: [www.ethyl.com/About+Ethyl/Our+History.htm](http://www.ethyl.com/About+Ethyl/Our+History.htm). Accessed on August 6, 2004.
- Ethyl. 2004b. RSA Vehicle Emission Strategy (VES). Ethyl Corporation.
- Fewtrell, L. J., A. Pruss-Ustun, P. Landrigan, and J. L. Ayuso-Mateos. 2004. Estimating the global burden of disease of mild mental retardation and cardiovascular diseases from environmental lead exposure. *Environmental Research* 94:120-133.
- Fischer, B. J. 2004. Letter to the Honorable David Anderson, P.C., M.P., Minister of the Environment, Re: Independent third-party review of new information on the effects of MMT in vehicle emissions and use of MMT by Imperial Oil. Imperial Oil, Products and Chemicals Division. March 5, 2004.
- Ford. 2003. Ford 2004 MY regular fuel recommendation. Included in letter to the Detroit Advisory Panel – API. October 23.
- Friedrich, A. 2004. Personal communication, September 8.
- Ghitter, R. and C. Kenny. 1997. Interim report concerning Bill C-29, An act to regulate interprovincial trade in and importation for commercial purposes of certain manganese-based substances. For the Standing Senate Committee on Energy, the Environment and Natural Resources.
- Gullick, R. W., and M. LeChevallier. 2000. Occurrence of MTBE in drinking water sources. *Journal of American Water Works Association* 92:100-113.
- Halpert, J. E. 1996. Big petroleum concerns said to avoid a gasoline additive. *New York Times* March 19.

- Hammerle, R. H., et al. 1992. Effect of mileage accumulation on particulate emissions from vehicles using gasoline with methylcyclopentadienyl manganese tricarbonyl. *SAE Technical Paper Series* 920731.
- Hauser R. A., Zesiewicz T. A., Martinez C., Rosemurgy A. S., Olanow C. W. 1996. Blood manganese correlates with brain magnetic resonance imaging changes in patients with liver disease. *Canadian Journal of Neurological Sciences*. 23(2):95-98.
- HEI. 2004. Commentary, Health Review Committee. *Health Effects Institute Research Report Number* 119.
- Herman & Associates. 2003. 2003 Automobile manufacturer fuel recommendations.
- Hill & Knowlton. 2003. Fueling a smoother ride. Hill & Knowlton website: [www.hillandknowlton.be/services/case\\_studies/pa/ethyl.html](http://www.hillandknowlton.be/services/case_studies/pa/ethyl.html). Accessed on August 6, 2004.
- Honda. 2004. Maintenance FAQs. Ownerlink website: [www.ahm-ownerlink.com/Maintenance/maint\\_faqs.asp](http://www.ahm-ownerlink.com/Maintenance/maint_faqs.asp). Accessed on September 1, 2004.
- Inside fuels. 2004. As MMT gasoline additive use in Canada plummets, use in U.S. may be spreading. *Inside fuels & Vehicles*. Inside Washington Publishers. 3(13).
- Kaiser, J. 2003. Manganese: A high octane dispute. *Science* 300:926-928.
- Kerr, J. 2004. Should you use high-octane Premium gasoline? [www.CandianDriver.com](http://www.CandianDriver.com) July 28.
- Kitman, J. L. 2000. The secret history of lead. *The Nation*. March 2.
- Landrigan, P. J., C. B. Schechter, J. M. Lipton, M. C. Fahs, and J. Schwartz. 2002. Environmental pollutants and disease in American children: estimates of morbidity, mortality, and costs for lead poisoning, asthma, cancer, and developmental disabilities. *Environmental Health Perspectives* 110:721-729.
- Lloyd, A. C. 2004. Personal communication, September 10.
- Loranger, S., and J. Zayed. 1997. Environmental contamination and human exposure to airborne total and respirable manganese in Montreal. *Journal of the Air and Waste Management Association* 47:983-989.
- Lovai, M. 1998. Phasing out lead from gasoline: Worldwide experience and policy implications. World Bank Technical Paper No. 397. Washington, D.C.
- Lucchini, R., et al. 1995. Neurobehavioral effects of manganese in workers from a ferroalloy plant after temporary cessation of exposure. *Scandinavian Journal of Work, Environment & Health* 21:143-149.
- Lucchini, R., et al. 1999. Long-term exposure to "low levels" of manganese oxides and neurofunctional changes in ferroalloy workers. *Neurotoxicology* 20:287-298.
- Lucchini R., Albini E., Placidi D., Gasparotti R., Pigozzi M. G., Montani G., and Alessio L. 2000. Brain magnetic resonance imaging and manganese exposure. *Neurotoxicology*. 21(5):769-775.
- McCabe R. W., D. M. DiCicco, G. Guo, and C. P. Hubbard. 2004. Effects of MMT fuel additive on emission system components: comparison of clear- and MMT-fueled Escort vehicles from the Alliance study. *SAE Technical Paper Series* 2004-01-1084.
- Mena I, Horiuchi K, Burke K, and Cotzias GC. 1969. Chronic manganese poisoning. Individual susceptibility and absorption of iron. *Neurology*. 19(10):1000-1006.

- Menkes, D. B., and J. P. Fawcett. 1997. Too easily lead? Health effects of gasoline additives. *Environmental Health Perspectives* 105(3):270-273.
- Mergler, D. et al. 1999. Manganese neurotoxicity, a continuum of dysfunction: Results from a community based study. *Neurotoxicity* 20:327-342.
- Mergler, D. et al. 1994. Nervous system dysfunction among workers with long-term exposure to manganese. *Environmental Research* 64:151-180.
- Moran, J. B. 1975. The environmental implications of manganese as an alternate antiknock. *SAE Technical Paper Series* 750926.
- New Zealand. 2002. Changes to the regulations resulting from the review. Ministry of Economic Development, Oil & Petroleum.
- Nriagu, J. O. 1998. Clair Patterson and Robert Kehoe's Paradigm of "Show Me the Data" on Environmental Lead Poisoning. *Environmental Research* 78:71-78.
- National Roundtable on the Environment and Economy (NRTEE). 1999. Methylcyclopentadienyl manganese tricarbonyl (MMT) case study. Health, Environment & the Economy Program. December.
- Ostro, B. 1994. Estimating the health effects of air pollutants: A method with application to Jakarta. Policy Research Working Paper No. 1301. Cited in Lovai 1998.
- Pellizzari, E. D., et al. 1999. Particulate matter and manganese exposures in Toronto, Canada. *Atmospheric Environment* 33:721-734.
- Pirkle, J. L., et al. 1994. The decline in blood lead levels in the United States – The National Health and Nutrition Examination Surveys (NHANES). *Journal of the American Medical Association* 272:284-291.
- Roels, H. A., et al. 1987. Epidemiologic survey among workers exposed to manganese – Effects on central-nervous-system, and some biological indexes. *American Journal of Industrial Medicine* 11:307-327. Cited in HEI 2004.
- Roels, H. A., P. Ghyselen, J. P. Buchet, E. Ceulemans, and R. R. Lauwerys. 1992. Assessment of the permissible exposure level to manganese in workers exposed to manganese-dioxide dust. *British Journal of Industrial Medicine* 49:25-34.
- Roos, J. W., D. G. Grande, D. P. Hollrah, and L. J. Cunningham. 2002a. Reformulating gasoline for lower emissions using the fuel additive MMT. *SAE Technical Paper Series* 2002-01-2893.
- Roos, J. W., D. P. Hollrah, G. H. Guinther, and L. J. Cunningham. 2002b. A peer-reviewed critical analysis of SAE Paper 2002-01-2894 "The impact of MMT gasoline additive on exhaust emissions and fuel economy of Low Emission Vehicles (LEV)." *SAE Technical Paper Series* 2002-01-2903.
- Rudnai, P., and A. Horvath. 1994. Biological monitoring of environmental lead exposure in Hungary. Cited in Lovai 1998.
- Schindler, K. P. 2004. Impact of MMT on vehicle emission performance. Presentation at the Asian Vehicle Emission Control Conference 2004. Beijing, China. April 27-29.
- Schwartz, J. 1994a. Low-level lead exposure and children's IQ – A meta-analysis and search for a threshold. *Environmental Research* 65:42-55.
- Schwartz, J. 1994b. Societal benefits of reducing lead exposure. *Environmental Research* 66:105-124.

- Thibault, C., G. Kennedy, L. Gareau, and J. Zayed. 2002. Preliminary assessment of atmospheric methylcyclopentadienyl manganese tricarbonyl and particulate manganese in selected urban areas. *Journal of Toxicology and Environmental Health* 65:503–511.
- Tjälve H., Henriksson J., Talkvist J., Larsson B. S., and Lindquist N. G. 1996. Uptake of manganese and cadmium from the nasal mucosa into the central nervous system via the olfactory pathways in rats. *Pharmacology & Toxicology* 79:347-356.
- United Nations Environment Program (UNEP). 1999. Phasing lead out of gasoline: An examination of policy approaches in different countries. Organization for Economic Co-operation & Development and United Nations Environment Program. Paris, France.
- Wilson, R. D. 2004. Letter to Mr. Pei Chenghu, Deputy Director, Beijing Municipal Bureau of Environmental Protection. National Environmental Strategies. February 13, 2004.
- World Bank. 2003. *Clean Air Initiative in Sub-Saharan African Cities*. Energy Sector Management Assistance Programme. December.
- World-Wide Fuel Charter (WWFC). 2002. European Automobile Manufacturers Association, Alliance of Automobile Manufacturers, Engine Manufacturers Association, and Japanese Automobile Manufacturers Association.
- Yang, F., and Y. K. Chau. 1999. Determination of methylcyclopentadienyl manganese tricarbonyl (MMT) in aqueous samples by SPME-GC-AED. *Analyst* 124:71-73. Cited in Zayed 2001.
- Yokel, R. A., and J. S. Crossgrove. 2004. Manganese toxicokinetics at the blood-brain barrier. *Health Effects Institute Research Report* Number 119.
- Zayed, J. 2001. Use of MMT in Canadian gasoline: Health and environmental issues. *American Journal of Industrial Medicine* 39:425–433.
- Zayed, J., B. Hong, and G. L'Esperance. 1999a. Characterization of manganese containing particles collected from the exhaust emissions of automobiles running with MMT additive. *Environmental Science & Technology* 33:3341-3346.
- Zayed, J., A. Vyskocil, and G. Kennedy. 1999b. Environmental contamination and human exposure to manganese – contribution of methylcyclopentadienyl manganese tricarbonyl in unleaded gasoline. *Int Arch Occup Environ Health* 72:7-13.
- Zayed, J., C. Thibault, L. Gareau, and G. Kennedy. 1999c. Airborne manganese particulates and methylcyclopentadienyl manganese tricarbonyl (MMT) at selected outdoor sites in Montreal. *Neurotoxicology* 21:151-157.

## **Appendix A: Lessons from Tetraethyl Lead**

Physicians and public health advocates were alarmed about the dangers of lead use as a gasoline additive as early as 1922. Ethyl, however, was able to successfully convince the U.S. government that there was no proof that there would be adverse health impacts. In 1925, at a U.S. Surgeon General's conference on lead additives, Robert Kehoe, then a consultant to and later Medical Director of Ethyl, argued that when it could be proven "that an actual danger to the public is had as a result of the treatment of gasoline with lead, the distribution of gasoline with lead in it will be discontinued from that moment" (Nriagu 1998).

Almost 50 years later, EPA announced that lead would be phased out of the gasoline supply. Rather than acting quickly to protect the public health, Ethyl sued the EPA and lobbied for almost ten years to overturn its rule (Kitman 2000). Despite Ethyl's efforts, the lead phase-down was completed in the U.S. and Canada in 1986 and 1990 respectively, and lead was banned completely in 1996 and 1993 (UNEP 1999). At the same time, however, Ethyl dramatically expanded tetraethyl lead sales overseas. Between 1964 and 1981, Ethyl's overseas business grew by tenfold (Kitman 2000). According to the Ethyl Corporation 2002 Annual Report Form, tetraethyl lead marketing agreements continued to account for 65% of operating profit (Ethyl 2002).

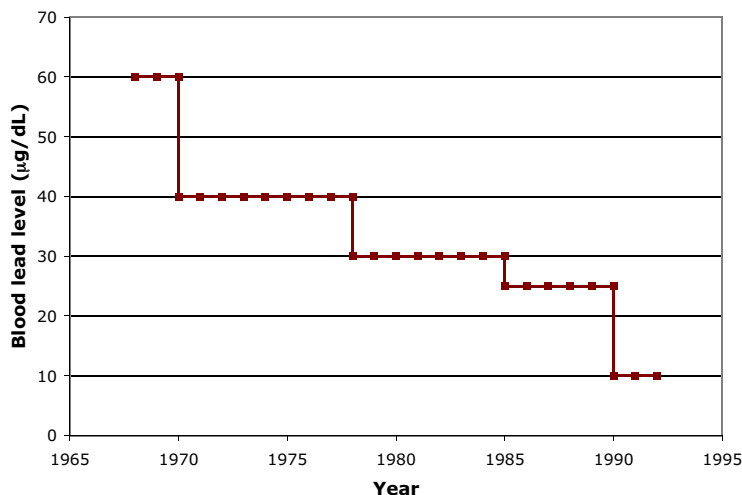
Even now that the effects of gasoline lead additives are widely agreed upon, tetraethyl lead continues to be used in many developing countries. The primary intent of the initial phase-down by EPA was to allow the introduction of catalytic converters, which were rendered inactive by lead, in order to control conventional pollutant emissions<sup>11</sup> from vehicles. At the same time, there was increasing agreement among the scientific community that elevated blood lead levels were harming children and that lead additives to gasoline were an important contributor. Before the mid-1960s, a blood lead level of 60 µg/dL was considered toxic. By 1978, the defined level of lead toxicity had been cut in half to 30 µg/dL (CDC 1991). In 1988, EPA concluded that some of lead's effects, "particularly changes in the levels of certain blood enzymes and in aspects of children's neurobehavioral development, may occur at blood lead levels so low as to be essentially without a threshold" (EPA 2004b). In 1990, the Centers for Disease Control (CDC) revised the definition of an elevated blood lead level downward to 10 µg/dL (CDC 1991). More recent data demonstrates that there are adverse developmental effects at even lower blood lead levels, reinforcing EPA's earlier contention that there is no threshold for the negative impacts of lead (Schwartz 1994a; Bellinger 2004; Chiodo et al. 2004). Figure A1 demonstrates how the federal definition of blood lead levels indicating toxicity has changed over the years.

Lead affects virtually every system in the body and is particularly harmful to the developing brain and central nervous system of fetuses and young children. Very severe lead poisoning can result in coma, brain damage and death. Lower levels of exposure can result in kidney damage, hypertension and cardiovascular disease (CDC 1991; ATSDR 1999). Children are generally at

---

<sup>11</sup> The earliest catalytic converters controlled hydrocarbon and carbon monoxide emissions. Later three-way catalysts also allowed nitrogen oxides to be reduced over the catalyst. Hydrocarbons and nitrogen oxides are the primary precursors of ozone, the main ingredient in photochemical smog.

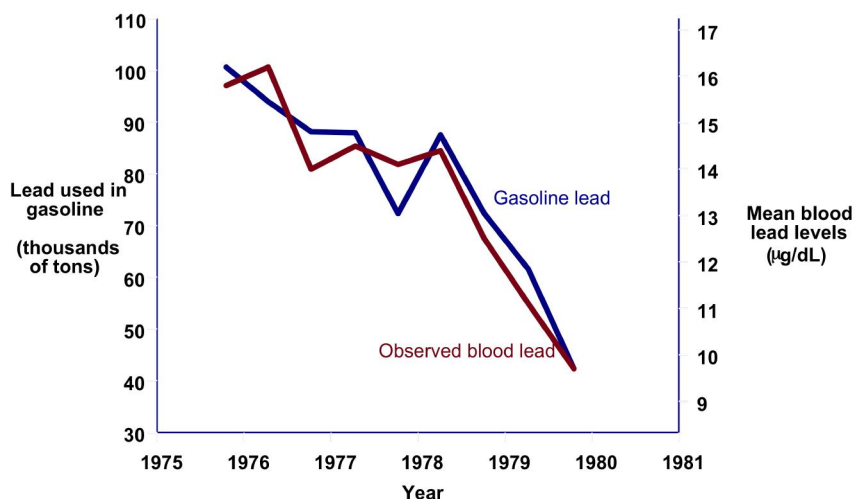
greater risk from lead exposure than adults, and the impacts from low levels of exposure can be subtle and difficult to detect. The CDC states “Lead poisoning, for the most part, is silent: most poisoned children have no symptoms. The vast majority of cases, therefore, go undiagnosed and untreated” (CDC 1991). Even at subclinical levels (less than 10  $\mu\text{g}/\text{dL}$ ) elevated blood lead levels result in lowered IQs and can cause learning disabilities, impaired hearing, and developmental and behavioral problems (CDC 1991; Chiodo et al. 2004).



**Figure A1.** Blood lead levels considered elevated by the Centers for Disease Control and the U.S. Public Health Service.

Source: CDC 1991

In a major public health success story, as lead was removed from gasoline the mean blood lead level in the U.S. dropped by 78% between 1976 and 1991, from 12.8 to 2.8  $\mu\text{g}/\text{dL}$  (Pirkle et al. 1994). Figure A2 demonstrates how closely coupled blood lead levels were to lead use in gasoline during the initial lead phase-down. Similar declines have been found and are expected from the elimination of leaded gasoline in other countries (World Bank 2003).



**Figure A2.** Trend in lead use in gasoline and lead levels in blood in the U.S., 1976-1980.

Source: CDC 1991



An increase in ambient lead concentrations of  $1 \mu\text{g}/\text{m}^3$  would result in an increase in blood lead levels of  $1.2 \mu\text{g}/\text{dL}$  in adults and  $4.2 \mu\text{g}/\text{dL}$  in children. In adults, this increase in ambient lead concentrations is estimated to cause 45,000-97,000 cases of hypertension per 1 million males aged 20 to 70 and 200-650 premature deaths per 1 million males between the ages of 40 and 59 (Ostro 1994). In children, the same increase in ambient lead would result in an average of 1 IQ point reduction. The total annual health benefit of reducing average U.S. blood lead levels by  $1 \mu\text{g}/\text{dL}$  is estimated to be \$17.2 billion (Schwartz 1994a). By 1991, therefore, the U.S. was accruing \$172 billion in annual benefits as a result of phasing out lead use from gasoline. This benefit is more than 300 times the predicted \$500 million in annual costs attributed to lead elimination (Schwartz 1994b).

The magnitude of predicted benefits for the U.S. suggests that removing lead from gasoline would produce a substantial economic benefit in other countries as well (Lovai 1998). Yet lead additives for gasoline are still in use in many parts of the world, and the health impacts from lead exposure continue to account for a significant share of the global burden of disease, especially in the developing world (Fewtrell et al. 2004). Lead continues to be one of the most important environmental health problems for young children and, according to the CDC, it is also the most preventable (CDC 1991).